

Best Practice Category: Deep Foundations Document #: Best Practice #023-2023
Category the document will be located on the Intranet under Best Practices BP + Sequential Number = Category

Document Title: Escorting Equipment & Trucks

Owner: Chris Normand Effective Date: 11-17-23 Revision #: 0
BUL of Originating Business Unit

- Business Unit Designation:**
- BU 01 - Infrastructure
 - BU 02 - BR Civil
 - BU 04 - Houston Civil
 - BU 15 - Deep Foundations
 - BU 23 - Marine
 - BU 29 - BR Mechanical
 - BU 30 - Houston Mechanical
 - Pipe Fab Facility
 - Form Fab Facility
 - Westport Operations
 - Cajun Office Facilities

A check next to a Business Unit indicates this best practice is required by that business unit and therefore is a mandatory Standard Operating Procedure (SOP) for that business unit.

PURPOSE:

The purpose of implementing this best practice is to safety guidelines for the proper escorting of moving equipment on a jobsite. This practice aims to protect personnel, prevent damage to the equipment, and maintain the overall safety and efficiency of operations.

PROCESS:

EQUIPMENT CONSIDERATIONS

- Ensure all UTVs and on-the-road vehicles used for escorting are equipped with flashing yellow or yellow/white lights.
 - Rental UTVs should come outfitted with lights. This expectation shall be made known to rental company at time of order. If UTVs which will be used for escorting arrive on the jobsite with no flashing light, contact Cajun Equipment Services (CES) or send the UTV back to vendor.
 - Many high-luminescent flashing lights are commercially available. Seek input from CES or a construction manager when selecting lights.
- Escort UTVs shall have a high-mast flag.

OPERATION AND PASSENGERS

- Person driving escorted equipment shall not use a cell phone or mobile device when operating.
- Escort vehicles should not be carrying passengers, unless a passenger is required for the escorting/flagging. No one should be seated in rear seats of any escort vehicle.

SPEED AND FOLLOWING DISTANCE

- Safe driving speed and following distance shall be discussed between escort driver and equipment/truck driver prior to the move.

When providing escort services for equipment on a jobsite, it is essential to adhere to the prescribed speed limit of the facility or jobsite, and follow the 4-second rule. The 4-second rule is a guideline for maintaining a safe following distance when driving behind another vehicle, especially when the vehicle does not have a speedometer to determine exact speed. This is one

way to ensure that you have sufficient space and time to react to any sudden stops or changes in the vehicle's speed. This approach guarantees both compliance with speed regulations and allows for a secure distance, ensuring the ability to respond effectively to alterations in the speed of the vehicle or equipment and unexpected stops.




The 4-second rule is a guideline for maintaining a safe following distance when driving behind another vehicle, especially when the vehicle doesn't have a speedometer to determine exact speed. It is a way to ensure that you have sufficient space and time to react to any sudden stops or changes in the vehicle's speed. Here's how it works:

- Pick a fixed point on the road or a stationary object ahead, such as a road sign or a tree.
- When the rear of the vehicle in front of you passes that point, start counting "one-thousand-one, one-thousand-two, one-thousand-three, one-thousand-four."
- You should reach the same fixed point before you finish counting to four. If you reach it before you finish counting, it means you are following too closely, and you should increase your following distance.

The 4-second rule is a simple way to estimate a safe following distance, regardless of whether the equipment or vehicle you're driving has a speedometer. It provides a buffer that allows you to react to potential hazards and maintain a safe distance, considering the current speed and conditions. The 4 second rule may need to be adjusted based on the specific circumstances, such as inclement weather, fog, or the type of equipment you're driving.

PAYOFF:

Implementing this best practice will result in a safer work environment by adding visibility of the escort vehicle.

Approvals		
<i>Title</i>	<i>Signature</i>	<i>Date</i>
BU 15 Vice President		11-17-23
BU 15 Senior Construction Manager		11-17-23
BU15 Manager of Safety		11-17-23

Revision History				
<i>Rev #</i>	<i>Date</i>	<i>Reason for Changes</i>	<i>Originator</i>	<i>Effective Date</i>

Note: BP Requirement

Work must be performed in accordance with the information in this BP. If it is determined, that work cannot be done as required in the document or that it presents additional risk, you must obtain authorization for variance from the Business Unit Sr. Construction Manager and Business Unit Manager of Safety.