



26'' ICE LEADS (WEIGHT)


- | | |
|---|-----------------|
| 1. 105 lbs per/foot | |
| 2. 2' fixed boom-point section | 670 lbs |
| 3. Rooster sheaves (3 line x 8'' diameter) | 150 lbs |
| 4. Headblock (4 sheave for 2 lines) | 1200 lbs |
| 5. Headblock (w/auger bracket 2 lines plus auger line) | 1750 lbs |
| 6. Lead side auger guides 33 lbs per/foot | |
| 7. Stabbing guide (CLEAN) | 1500 lbs |
| 8. Rigging block, shackle, chocker | 500 lbs |
| 9. Outriggers (manual) | 700 lbs |

Leads

Pile Driving Leads & Accessories



- Engineered and fabricated to provide maximum strength-to-weight ratio for superior pile rig performance.
- High-strength structural tube front guide rails for abrasion resistance and long life.
- Braced rear tubes are structurally matched with front rails to provide equal moment capacity for both fore and aft batter conditions.
- Rigid bolted connections provide maximum stability and quick set-up.
- Available in 8 ft increments for maximum configuration flexibility.
- All sections precision-fabricated in production jigs to maintain strict dimensional tolerances and ensure accurate connection and alignment on-site.
- Swinging, fixed, vertical-travel or offshore configurations available to meet virtually any job requirement.
- Made in the USA by the industry's most technologically innovative manufacturer of foundation equipment since 1974.



Leads

Pile Driving Leads & Accessories

Dimensions - all dimensions in inches

	20"	26"	32"	42"	36"	42"
A	36.5	45.5	52.5	n/a	n/a	n/a
B	32.5	41.5	48.5	64.5	50.5	50.5
C	26.5	34.5	40.5	54.5	43.0	43.0
D	20.5	26.5	32.5	42.5	36.5	36.5
E	18.0	20.8	31.0	35.0	27.0	27.0
F	6.0	8.0	8.0	8.0	8.0	8.0
G	30.4	36.1	48.6	52.6	62.6	62.6

Weights - all weights in lbs.

	20"	26"	32"	36"	42"
32' Tapered top	2225	2990	4685	n/a	n/a
40' Tapered top	n/a	n/a	n/a	7350	n/a
8' Intermediate	662	947	1427	n/a	n/a
16' Intermediate	1250	1660	2648	3272	n/a
40' Intermediate	n/a	n/a	n/a	7596	8170
4' Stab point bottom	n/a	406	696	960	1050
20' Stab point bottom	1406	1930	3000	n/a	n/a
40' Stab point bottom	n/a	n/a	n/a	7094	n/a
2' Fixed boom point	n/a	670	n/a	n/a	n/a
3' Fixed boom point	n/a	n/a	1400	n/a	n/a
40' Fixed boom point	n/a	n/a	9157	11070	12020
Universal 2-axis boom point connector	n/a	1150	1150	n/a	n/a
Rooster sheave (3 line x 8" diameter)	n/a	150	150	n/a	n/a
Headblock (4 sheave for 2 lines)	n/a	1200	1400	1808	1916
Headblock (6 sheave for 3 lines)	n/a	1330	1530	1938	2046
Headblock (2 lines plus auger arm)	n/a	1750	2000	n/a	n/a

Leads-50201

Also available:

- Vertical travel track with accessories (bolt-on)
- 3-axis boom point connectors and rooster-sheaves
- Hammerhead boom adapters
- Offshore lead arrangements
- Custom boom point connectors (boom specific)
- Hydraulic pile gates
- Hydraulic pile monkeys
- Lead side-mounted rotary-head track



**INTERNATIONAL
CONSTRUCTION
EQUIPMENT, LLC**

Corporate offices:

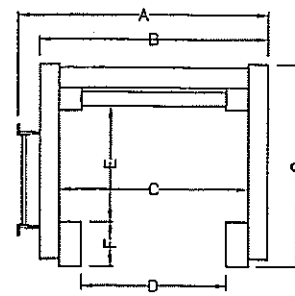
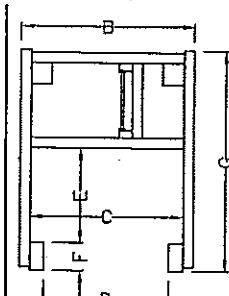
301 Warehouse Drive, Matthews, NC 28104

Tele: (704) 821-8200 or (888) ICEUSA1

Fax: (704) 821-8201

www.iceusa.com E-mail: sales@iceusa.com

Pile Driving Leads Specifications

	20 in. leads	26 in. leads	32 in. leads	42 in. leads		36 in. leads
	A 36-1/2 B 32-1/2 C 26-1/2 D 20-1/2 E 18 F 6 G 30-3/8	45-1/2 41-1/2 34-1/2 26-1/2 20-3/4 8 36-1/8	52-1/2 48-1/2 40-1/2 32-1/2 31 8 48-5/8	n/a 64-1/2 54-1/2 42-1/2 35 8 52-5/8		A n/a B 50-1/2 C 43 D 36-1/2 E 21 F 8 G 62-5/8

Description & Weight by Size	20 in. leads	26 in. leads	32 in. leads	36 in. leads	42 in. leads
32' Top Section w/lifting bail assembly	2,225	2,990	4,685	n/a	n/a
40' Top Section w/lifting bail assembly	n/a	n/a	n/a	7,350	n/a
20' Stab point bottom section	1,406	1,930	3,000	n/a	8,170
40' Intermediate section	n/a	n/a	n/a	7,596	n/a
40' Stab point bottom section	n/a	n/a	n/a	7,094	n/a
16' Intermediate section	<i>Fit</i> 1,250	1,660	2,648	3,272	n/a
8' Intermediate section	662	947	1,427	n/a	n/a
4' Stab point bottom section	n/a	n/a	696	n/a	n/a
3' Fixed boom-point section	n/a	n/a	1,400	n/a	n/a
2' Fixed boom-point section	n/a	670	n/a	n/a	n/a
Universal 2-axis boom-point connector	n/a	1,150	1,150	n/a	n/a
Rooster sheave (3 line x 8" diameter)	n/a	150	150	n/a	n/a
Headblock (4 sheave for 2 lines)	n/a	1,200	1,400	n/a	n/a
Headblock (6 sheave for 3 lines)	n/a	1,330	1,530	n/a	n/a
Headblock w/auger bracket (2 lines plus auger line)	n/a	1,750	2,000	n/a	n/a
16' long sliding box track w/clamp-plates, bolts, nuts	n/a	1,075	1,423	n/a	n/a
Sliding boom point box	n/a	897	1,115	n/a	n/a
Lifting box w/3 sheaves	n/a	448	616	n/a	n/a
Spotter sliding box	n/a	361	438	n/a	n/a
Lead side auger guides	n/a	33 lbs/ft	33 lbs/ft	n/a	n/a
Lifting angles (pair, bolt on)	n/a	n/a	n/a	n/a	300
36" pipe pile guide (bolt on)	n/a	n/a	n/a	n/a	1,550



**INTERNATIONAL
CONSTRUCTION
EQUIPMENT, INC.**

Corporate offices:
301 Warehouse Drive, Matthews NC 28104
Phones: 704 821-8200, 888 ICEUSA1 (423-8721)
Fax: 704 821-8201
www.iceusa.com e-mail: sales@iceusa.com

INN898-2M

Driven to Perform. Driven to Excellence.